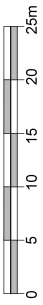


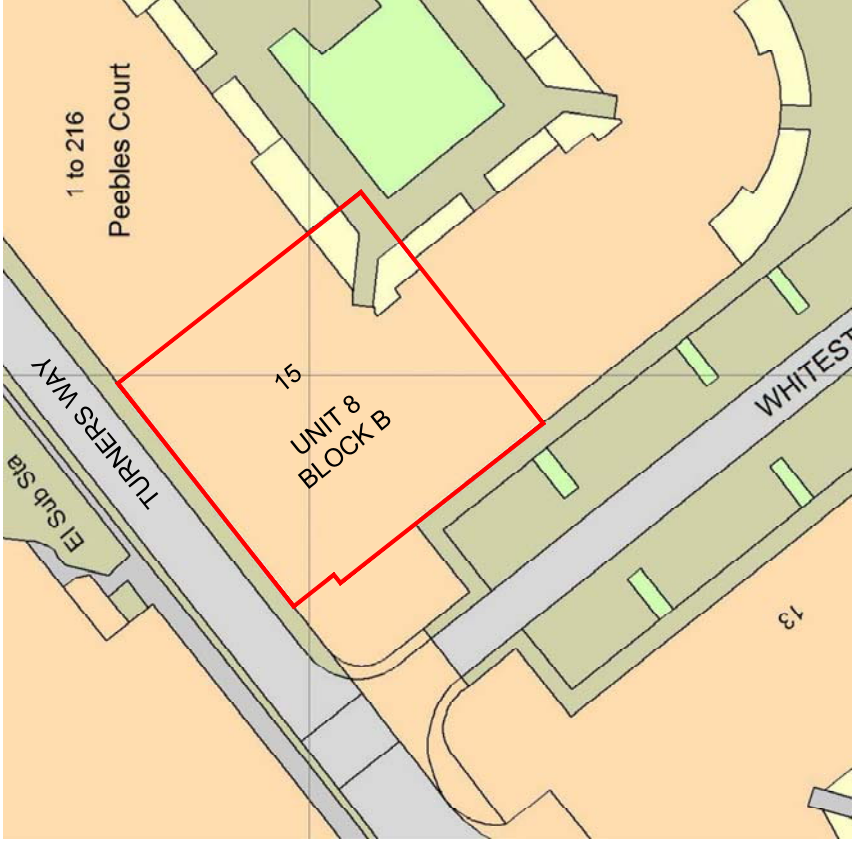
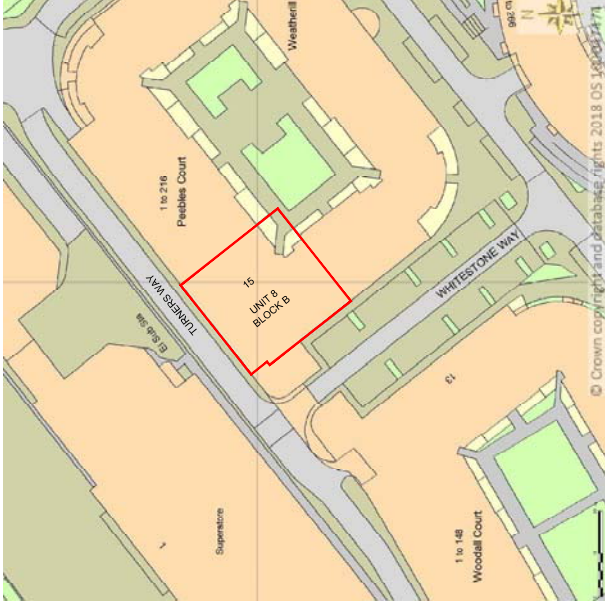
Graphic Scale for 1/500



Graphic Scale for 1/1250



LOCATION PLAN Sc. 1/1250



BLOCK PLAN Sc. 1/500

PROJECTION ARCHITECTS
 7, 30 GLOUCESTER CRESCENT
 LONDON
 NW1 7BL
 TEL 020 734852
 ARCHITECT@PROJECTIONARCHITECTS.COM
 WWW.PROJECTIONARCHITECTS.COM

RIBA # arb
 Chartered Practice

PLEASE NOTE
 1. All dimensions to be verification site.
 2. No work shall commence until all approvals and agreements have been obtained.
 3. The drawing shall conform with the Building Regulations, Town and Country Planning Regulations, Traffic Signs Regulations and Road Works Regulations.
 4. The Copyright of this drawing belongs to Projection Architects Ltd.

CLIENT: PIRATE STUDIOS

PROJECT: ELEVATIONS PLANNING

ADDRESS: Unit 8, Block B
15 Whiteshew Way,
New South Quarter
Croydon CR0 4WF

TITLE: Location & Block Plan	
DATE: 11/09/18	PROJECT NUM: P-18,039
SCALE: 1/1250 & 1/500 (@ A3)	DRAWING NUM:
REV: E	STATUS: PL

DRAWING NUM: B-01